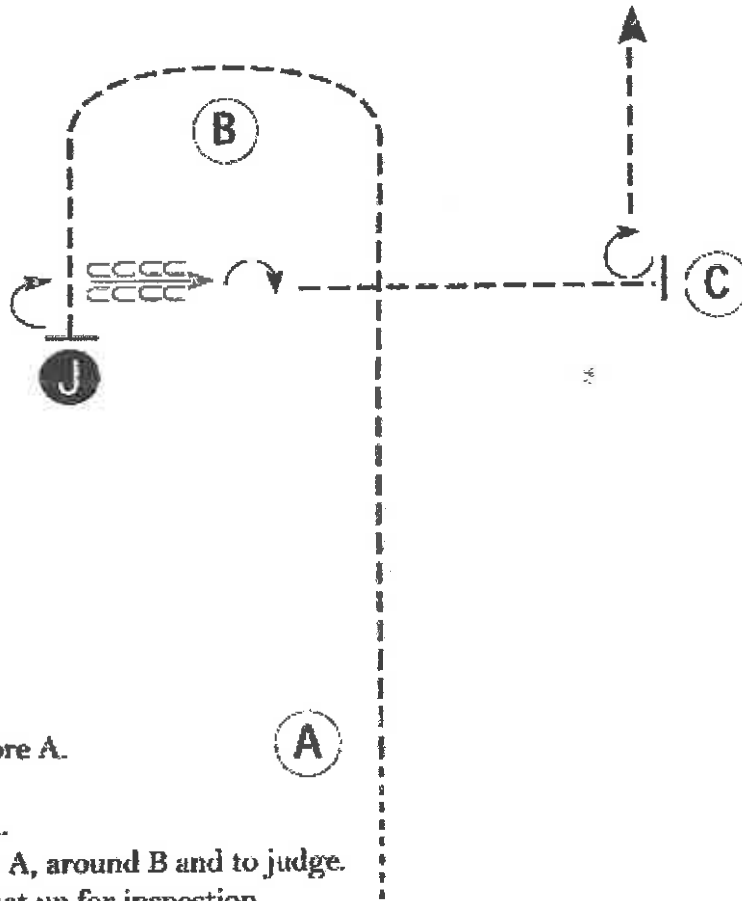


Western Horsemanship August 4th

39. Walk/Trot Limited Rider

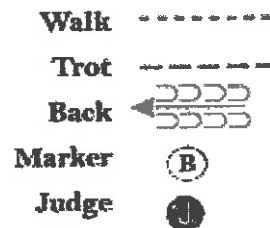
43. 11 & Under Walk/Trot



Be ready before A.

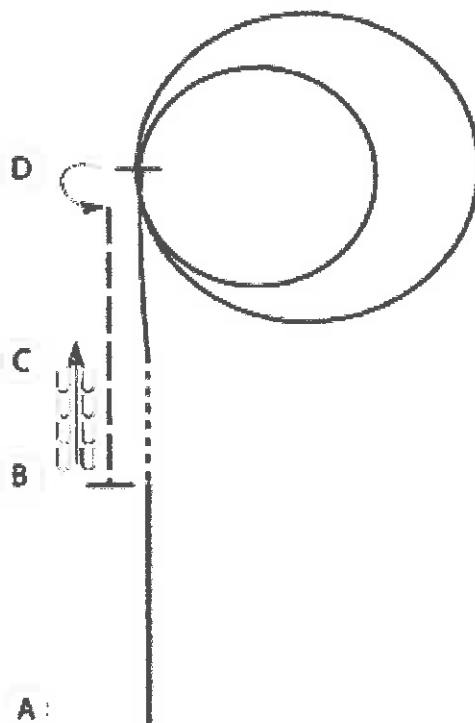
1. Walk to A.
2. Trot from A, around B and to judge.
3. Stop and set up for inspection.
4. When dismissed, perform a 90 degree turn and back to B.
5. Perform a 180 degree turn and trot to C.
6. Stop and perform a 270 degree turn.
7. Trot straight away.

Follow the instructions of your ring steward.



Western Horsemanship

40. Novice Western Horsemanship, 41. 19 & Over Western Horsemanship,
42. 18 & Under Western Horsemanship



Be ready at A.

1. Lope on the left lead to B.
2. Walk B to C.
3. Lope on the right lead to D.
4. Lope a large fast circle to the right.
5. Lope a small slow circle to the right.
6. Stop at D and perform a 180 degree spin to the left.
7. Extend the jog to B.
8. Stop at B and back to C.

Follow the instructions of your ring steward.

