
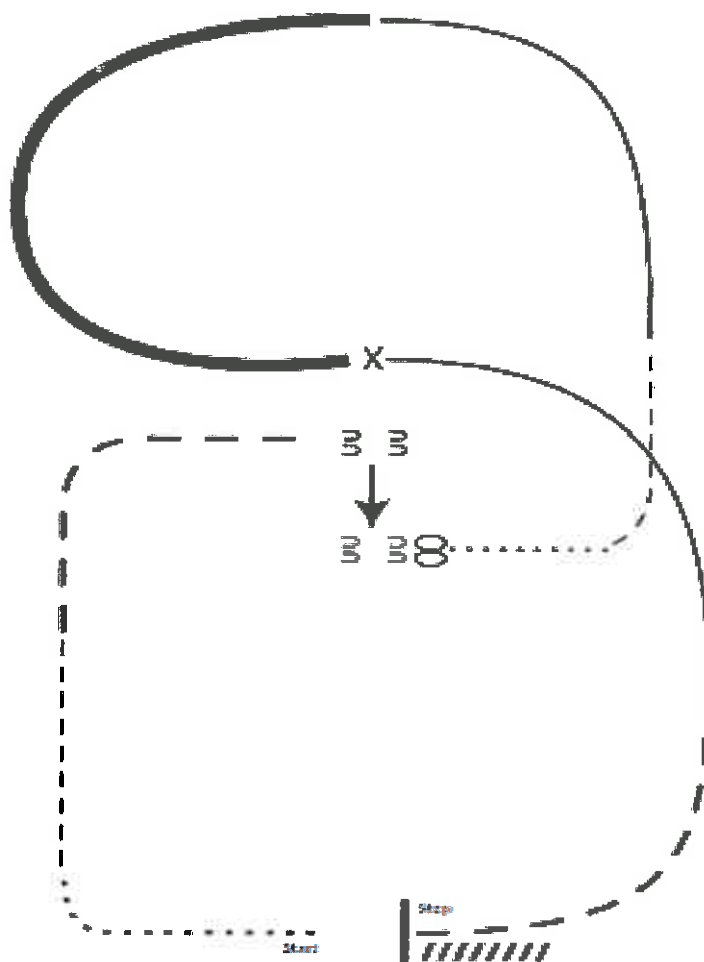


52) Ranch Horse W/T Limited Rider  
 51) Ranch Horse 11 & under W/T Ranch Riding—Walk/Trot

**RANCH RIDING - PATTERN 3**



1. Walk to the left around corner of the arena
2. Trot
3. Extend alongside of the arena and around the corner to center
4. Stop, side pass right
5. 360 degree turn each direction (either way 1st)
6. Walk
7. Extend Walk
8. Trot
9. Extended Trot
10. Trot
11. Extended Trot
12. Stop and back

# ISHSA OF MAGIC VALLEY

RANCH

HORSE RIDING (NOVICE, GREEN HORSE, 18 & UNDER, AND 19 & Over)

53)

54)

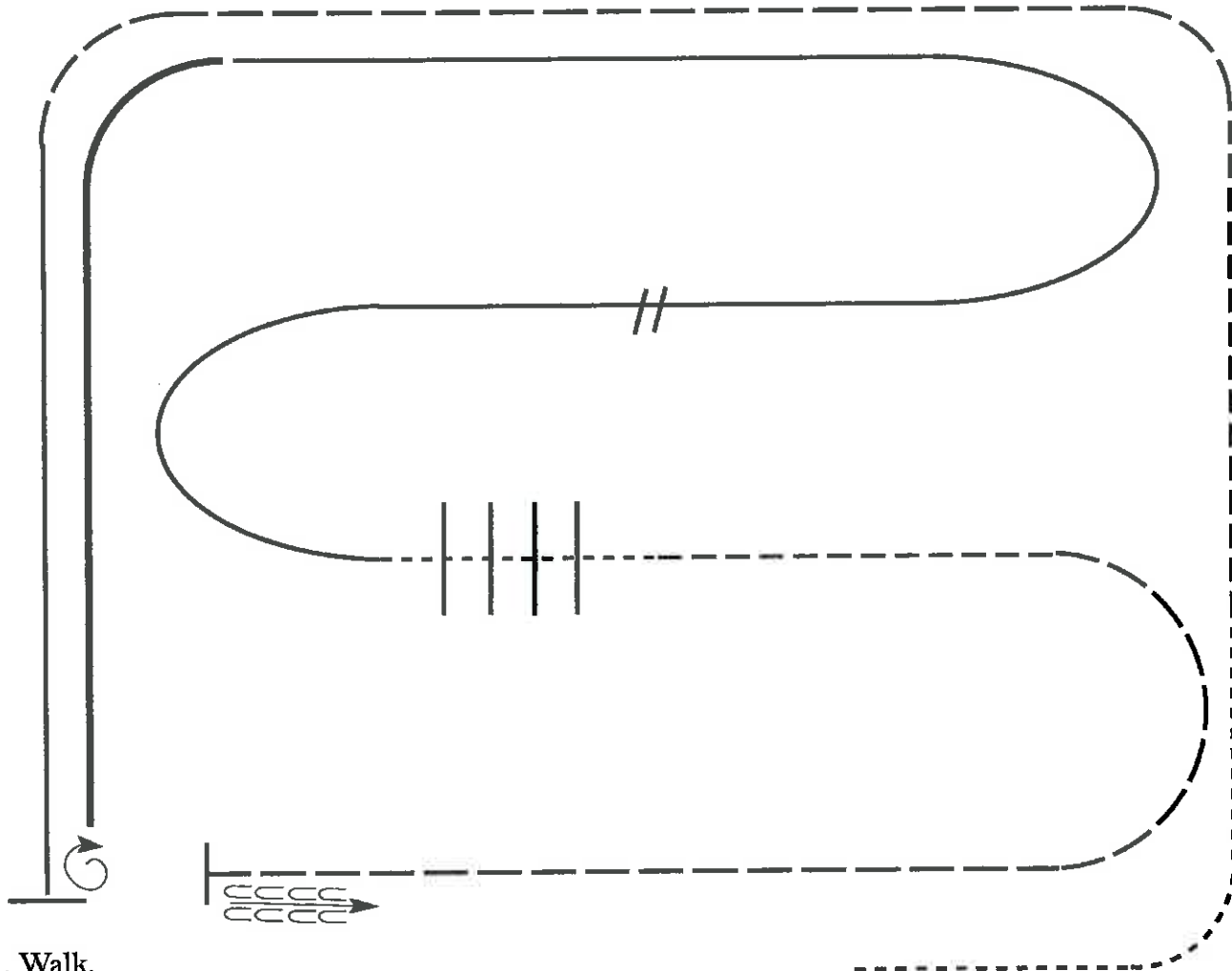
56)

55)

Show Date: 06-09-2018

www.HorseShowPatterns.com

www.HorseShowPatterns.com



1. Walk
2. Trot
3. Extended trot.
4. Left lead lope
5. Stop, 1 1/2 turn right
6. Extended lope
7. Collect to working lope-right lead
8. Change leads (simple or flying)
9. Walk
10. Walk over logs
11. Trot
12. Extended trot
13. Stop and back

Walk	-----
Jog	- - - - -
Extended Jog	-----
Lope	-----
Lead Change	/ \
Back	← C C C C C
Marker	(B)

[RR/2]

Pattern Provided by:  
WADE KIRKCEV

